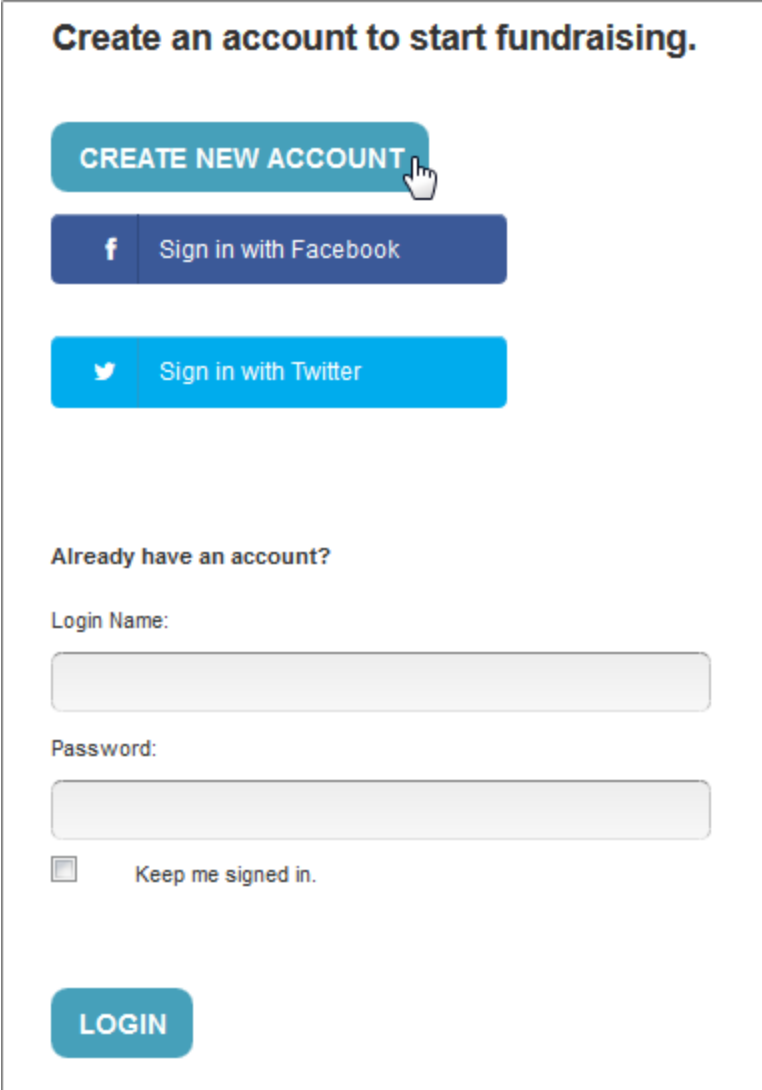


Setting up Your Fundraiser Page

Creating an Account:

- Log in or sign up using your email, Facebook account or Twitter account



Create an account to start fundraising.

[CREATE NEW ACCOUNT](#)

[Sign in with Facebook](#)

[Sign in with Twitter](#)

Already have an account?

Login Name:

Password:

Keep me signed in.

[LOGIN](#)

- Once you are logged in, you will be taken to the social fundraiser page.
- It is a good idea to bookmark this page to easily access your fundraiser page later.

Creating a Fundraiser Page:

- Select the FOR THEM Social Fundraiser tab, then click on the Create Page button.

Welcome Jennifer Test (Account# 66199) What would you like to do?

Social Fundraising Overview

You do not have any fundraising pages.

Add a fundraising page for a campaign:

- You will now see your management page which will allow you to edit your fundraiser page.

Your Fundraising Page For: **An Example Campaign** View My Fundraising Page

YOUR PAGE **CAMPAIGN CONTRIBUTIONS** **TOP FUNDRAISERS**

\$231 RAISED **\$4,853** RAISED

GOAL \$1,000 GOAL \$1,000,000

1. Guy Neal \$788
2. Master X Donor \$20
3. Algh Aarh \$0

Page Content: [Share My Page](#) [Donations](#) [Event Registrations](#) [Comments](#) [Team](#)

Page Content
Manage your personal fundraising page.

Fundraising Page Title: Guy Neal's Fundraising Page

Fundraising Page Url: <https://test.c2systems.com/campaign.jsp?campaign=71&fundraiser=124718&>

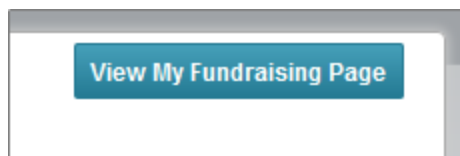
Your Fundraising Goal:

Current Photo: No file chosen

My Page Content

I love tennis and this team is the best. Ever since I joined high school, I wanted to be a part of this team, and now I am! We're trying to raise money so that we can afford to go to our tournaments. Help a girl out by donating or [give me a hand to the search](#).

- In the Page Content tab, you can set your fundraising goal, change your page name, upload an image to your page and edit your page link.
- There is also a text box for you to share your personal story for why the Lawrence Humane Society is important to you and this community!
- To view your page click on the View My Fundraising Page button in the top right corner.



Sharing Your Page:

- Go to the Share My Page tab.
- Here, you can copy a link to your page to send to possible donors.
- You may also share the link to your page directly to your social media pages such as Facebook, Twitter, Google+ or LinkedIn.
- The Fundraising Widget allows you to embed a code onto a separate web page specifically for this fundraiser by embedding a code snippet in the source code field.


My Fundraising Page

Share your fundraising page by copying this direct link.

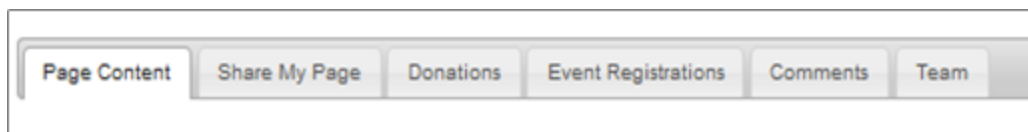
Donation Link: <https://uat.z2systems.com/np/clients/test/campaign.jsp?campaign=60&fundraiser=71200&team=240&>

Social Media

Use these links to share your page with your personal network.



Overview of Tabs:



- **Page Content:** Edit the text and images that appear on your fundraising page.
- **Share My Page:** This helps you get the word out to your friends about your fundraising page through direct link or social media.
- **Donations:** This is a list of all of the donations that you have received.
- **Event Registrations:** Because there is no event associated with this campaign, this tab will not be used.
- **Comments:** When your donors make a donation, they can leave a comment. Use this page to hide any comments that you don't want displayed on your page.
- **Team:** You can choose to join a team or create your own (with friends, family, co-workers, etc.) in this tab.

Thank you for your interest in becoming a fundraiser and for your support of the Lawrence Humane Society!